



Kwalu Features

Kwalu Fusion

- Kwalu's proprietary polymer material
- Non-coated
- Routed edge seam

Moisture Impervious

- Our Kwalu material is smooth, non-porous, and liquid impervious

Proprietary Maintenance-Free Finish

- Chemical, impact, ink, and scratch resistant
- 100% free of short-lived catalytic lacquers, polyurethane varnishes and delicate wood veneers
- Look of wood's enduring beauty, without undertaking its costly setbacks

Easy to Clean

- Withstands rigorous cleaning regime
- 100% bleach cleanable
- Provide long term cleanability
- Survives All EPA's Cleaning-Disinfectant Agents
- Survives Clorox's Healthcare Portfolio of Cleaning-Disinfectant Products

24/7 10-Year Performance Warranty on Kwalu-made Panels

- Kwalu's warranty is to term, not pro-rated
- Guaranteeing both the furniture construction and Kwalu finish
- For full details of warranty offered, including any bought-out items, please refer to the Terms and Conditions of Sale <https://www.kwalu.com/sales-terms-conditions/>

Eco-friendly

- LEED credits available for "Material + Resources" and "Indoor Environmental Air Quality"
- Made in North America
- CARB Compliant

Long Beach Collection Features

Tops

- Edge Type: Waterfall profile
- Edge Banding Thickness: 3/8"
- Top Overhang: - Sides: 1/8" - Front: 1 1/2" - Back: 1/16"

Doors

- Door Style: Inset
- Door Hinge: 100° self-closing Euro hinge
- Edge Banding thickness: 1/16"

Drawers

- Drawer Style: Inset
- Drawer Slide: 100lb. bottom mounted Euro epoxy coated nylon rollers
- Drawer Box Sides and Back: 1/2" board
- Drawer Bottom: 1/4" board
- Drawer construction: 3- piece construction; dowel and mechanical fasteners
- Drawer Pulls: ADA Compliant pulls available
- Edge Banding Thickness: 1/16"

Back Construction

- 1/4" Solid board

Jointing System

- Dowel and mechanical fasteners

Venting

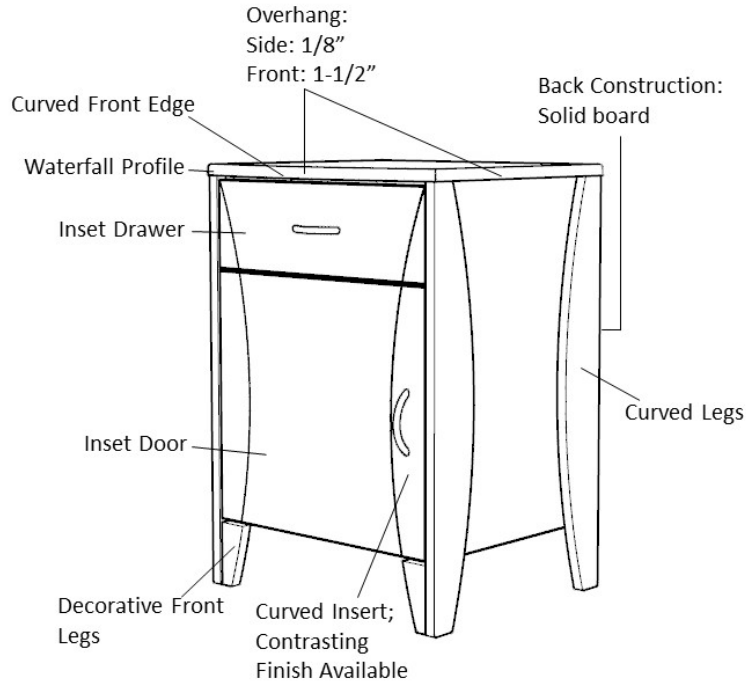
- Venting on back of bedside cabinet with one drawer, one door only

Legs

- 3/4" plywood legs with contrasting color

Glides

- Standard Option for most products: Nylon knock-in glides
- Cabinets over 30" wide and/or 48" high: Screw-in levelers



Product Dimensions and Specs

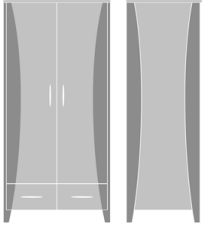
Overall 34.75W 23D 71H

Wt. 286 lbs



LONG BEACH ALZHEIMERS DOUBLE WARDROBE, 2 DRAWERS, 2
DOORS
PRODUCT SPECIFICATIONS

Product Statement of Line Images



Long Beach Alzheimers
Double Wardrobe, 2 Drawers,
2 Doors
Model: LBALZ
34.75W 23D 71H



LONG BEACH ALZHEIMERS DOUBLE WARDROBE, 2 DRAWERS, 2 DOORS
PRODUCT SPECIFICATIONS

Product Features



Durable Finish

Kwalu's proprietary finish doesn't have any of the drawbacks of wood. The finish is moisture impervious, easy to clean and maintenance-free.



Wall Mount Hardware

The kit and instructions for wall mounting are included with this product. The wall mount instructions provided must be followed carefully for a secure, durable, and long-lasting solution to ensure the safety of the unit and the user.



Waterfall Edging on Top

Waterfall edging creates continuous smooth surface for easy cleaning.



Contrasting Interior Finish

Lighter colored interior helps with spatial orientation.



Hidden Door Latch

Hidden door latch allows caregivers exclusive access.



Passive Locks on Drawers

Passive locks on drawers allow caregivers exclusive access. They are optional and replace the drawer hardware if selected.



10 Year Warranty

We offer a 10 Year Performance Warranty on both construction and finish, so the product is guaranteed to stay looking like new for 10 years.

Product Finishes

Casegood Finish



Wood Ash
(Fusion)



Midnight Oak
(Fusion)



Natural
Mahogany
(Fusion)



Espresso
(Fusion)




African
Mahogany
(Fusion)

Leg Finish




Wood Ash
(Fusion)



Midnight Oak
(Fusion)



Natural
Mahogany
(Fusion)



Espresso
(Fusion)



African
Mahogany
(Fusion)

Product Environmental Certifications

