

Kwalu Features

Kwalu Classic Solid Surface

- Kwalu's proprietary outer shell is a technologically advanced, robust solid surface polymer material (1/8" thick)
- Non-coated
- Offers a warm, pleasant, wood-like temperature to the touch

Moisture Impervious

- Our Kwalu material is smooth, non-porous, and liquid impervious

Proprietary Maintenance-Free Finish

- Chemical, impact, ink, and scratch resistant
- Will not chip or crack
- 100% free of short-lived catalytic lacquers, polyurethane varnishes, delicate wood veneers, and de-laminating HPL's
- Repairable with quick strokes of steel wool
- Look of wood's enduring beauty, without undertaking its costly setbacks

Easy to Clean

- Withstands rigorous cleaning regime
- 100% bleach cleanable
- Chemically resistant, entirely smooth, high-performance solid surface (1/8" thick)
- Provide long term cleanability
- Survives All EPA's Cleaning-Disinfectant Agents
- Survives Clorox's Healthcare Portfolio of Cleaning-Disinfectant Products

Patented Steel-Reinforced Joint Technology

- Patented inner steel-reinforced joint system holds frame together
- Eliminates costly and injury-prone construction failures
- No dowels or screws used to hold frame together

24/7 10-Year Performance Warranty on Kwalu-made Frames

- Kwalu's warranty is to term, not pro-rated
- Guaranteeing both the furniture construction and Kwalu finish
- For full details of warranty offered, including any bought-out items, please refer to the Terms and Conditions of Sale <https://www.kwalu.com/sales-terms-conditions/>

Eco-friendly

- LEED credits available for "Material + Resources" and "Indoor Environmental Air Quality"
- Made in North America
- 99% recycled inner-steel framing and long-lasting polymers
- CARB Compliant

Product Dimensions and Specs

Overall 30W 28D 28.5H

Wt. 19 lbs

Product Statement of Line Images

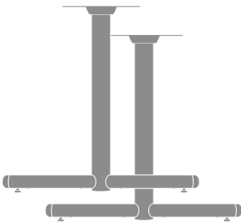


Table Base – Twin Pedestal T
Base, Standard Height
Model: TBLDB
30W 28D 28.5H

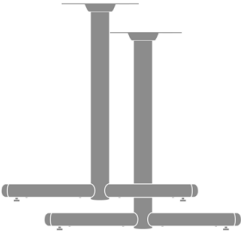



Table Base – Twin Pedestal T
Base, Wheelchair Height
Model: TBLDBW
30W 28D 30.5H

Product Features



Durable Finish

Kwalu's solid surface (1/8" thick) proprietary finish doesn't have any of the drawbacks of wood. The frames are moisture impervious, graffiti-resistant, easy to clean and maintenance-free.



Twin Base

For use on rectangle tables, the twin and triple T-Bases allow for flexibility in table size.



Optional Wheelchair Height

Wheelchair height base is available and is optional.



Adj. Height Glides

The height of the glides can be adjusted manually to accommodate uneven flooring.



Compatible Table Tops

Accommodates rectangle table tops 30"x 72" for Twin Base and 30"x 108" for Triple Base, sold separately.



10 Year Warranty

We offer a 10 Year Performance Warranty on both construction and finish, so the product is guaranteed to stay looking like new for 10 years.

Product Finishes

Table Base Finish



Premium Black
(Classic)

Premium Pure
Copper (Classic)

Premium Soft
Gold (Classic)

Premium
Platinum (Classic)

Blackwood
(Classic)

Product Environmental Certifications

