

## Kwalu Features

### Kwalu Fusion

- Kwalu's proprietary polymer material
- Non-coated
- Routed edge seam

### Moisture Impervious

- Our Kwalu material is smooth, non-porous, and liquid impervious

### Proprietary Maintenance-Free Finish

- Chemical, impact, ink, and scratch resistant
- 100% free of short-lived catalytic lacquers, polyurethane varnishes and delicate wood veneers
- Look of wood's enduring beauty, without undertaking its costly setbacks

### Easy to Clean

- Withstands rigorous cleaning regime
- 100% bleach cleanable
- Provide long term cleanability
- Survives All EPA's Cleaning-Disinfectant Agents
- Survives Clorox's Healthcare Portfolio of Cleaning-Disinfectant Products

### 24/7 10-Year Performance Warranty on Kwalu-made Panels

- Kwalu's warranty is to term, not pro-rated
- Guaranteeing both the furniture construction and Kwalu finish
- For full details of warranty offered, including any bought-out items, please refer to the Terms and Conditions of Sale <https://www.kwalu.com/sales-terms-conditions/>

### Eco-friendly

- LEED credits available for "Material + Resources" and "Indoor Environmental Air Quality"
- Made in North America
- CARB Compliant

## Atlanta II Collection Features

### Tops

- Edge Type: Waterfall profile
- Edge Banding Thickness: 3/8"
- Top Overhang: - Sides: 1/8" - Front: 1/4" - Back: 1/16"
- Corner Radius: 1/2"

### Doors

- Door Style: Inset
- Door Hinge: 100° self-closing Euro hinge
- Edge Banding thickness: 1/16"

### Drawers

- Drawer Style: Inset
- Drawer Slide: 100lb. bottom mounted Euro epoxy coated nylon rollers
- Drawer Box Sides and Back: 1/2" board
- Drawer Bottom: 1/4" board
- Drawer construction: 3- piece construction; dowel and mechanical fasteners
- Drawer Pulls: ADA Compliant pulls available
- Edge Banding Thickness: 1/16"

### Back Construction

- 1/4" Solid board

### Desk Construction

- 3/4" Plywood

### Jointing System

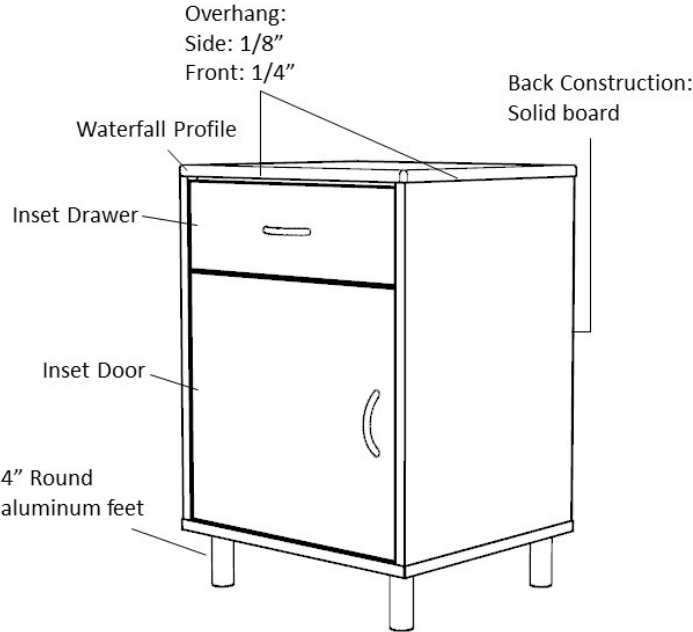
- Dowel and mechanical fasteners

### Venting

- Venting on back of bedside cabinet with one drawer, one door only

### Glides

- Standard option for all products: 4" height aluminum legs with screw-in levelers

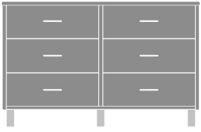


### Product Dimensions and Specs

Overall 47.75W 18.5D 30H

Wt. 171 lbs

## Product Statement of Line Images



Atlanta II Dresser, 6 Drawers

Model: A2DR60


47.75W 18.5D 30H

## Product Features



Durable Finish

Kwalu's proprietary finish doesn't have any of the drawbacks of wood. The finish is moisture impervious, easy to clean and maintenance-free.




Wall Mount Hardware

The kit and instructions for wall mounting are included with this product. The wall mount instructions provided must be followed carefully for a secure, durable, and long-lasting solution to ensure the safety of the unit and the user.



Waterfall Edging on Top

Waterfall edging creates continuous smooth surface for easy cleaning.



Drawers

Are constructed with both dowel and mechanical fasteners for additional strength. 100lb static and dynamic load Euro Drawer Slides allow for easy opening and closing.



Aluminum Feet

Raised on rust proof aluminum feet to allow ease of cleaning beneath casegood.



Other Chest Styles

Atlanta II chest styles include 3,4, 5 and 6 drawer versions.



### 10 Year Warranty

We offer a 10 Year Performance Warranty on both construction and finish, so the product is guaranteed to stay looking like new for 10 years.

## Product Finishes

### Cylinder Leg Finish



Premium Black  
(Classic)

Premium Pure  
Copper (Classic)

Premium Soft  
Gold (Classic)

Premium  
Platinum (Classic)

Blackwood  
(Classic)

### Casegood Finish



Wood Ash  
(Fusion)

Midnight Oak  
(Fusion)

Natural  
Mahogany  
(Fusion)

Espresso  
(Fusion)

African  
Mahogany  
(Fusion)

## Product Environmental Certifications

