

## Kwalu Features

### Kwalu Fusion

- Kwalu's proprietary polymer material
- Non-coated
- Routed edge seam

### Moisture Impervious

- Our Kwalu material is smooth, non-porous, and liquid impervious

### Proprietary Maintenance-Free Finish

- Chemical, impact, ink, and scratch resistant
- 100% free of short-lived catalytic lacquers, polyurethane varnishes and delicate wood veneers
- Look of wood's enduring beauty, without undertaking its costly setbacks

### Easy to Clean

- Withstands rigorous cleaning regime
- 100% bleach cleanable
- Provide long term cleanability
- Survives All EPA's Cleaning-Disinfectant Agents
- Survives Clorox's Healthcare Portfolio of Cleaning-Disinfectant Products

### 24/7 10-Year Performance Warranty on Kwalu-made Panels

- Kwalu's warranty is to term, not pro-rated
- Guaranteeing both the furniture construction and Kwalu finish
- For full details of warranty offered, including any bought-out items, please refer to the Terms and Conditions of Sale <https://www.kwalu.com/sales-terms-conditions/>

### Eco-friendly

- LEED credits available for "Material + Resources" and "Indoor Environmental Air Quality"
- Made in North America
- CARB Compliant

## Camelot Collection Features

### Tops

- Edge Type: Waterfall profile
- Edge Banding Thickness: 3/8"
- Top Overhang: - Sides: 1/2" - Front: 1/2" - Back: 1/16"
- Optional 1" thick solid surface top

### Doors

- Door Style: Inset
- Door Hinge: 165° self-closing Euro hinge
- Edge Banding thickness: 1/16"

### Drawers

- Drawer Style: Inset
- Drawer Slide: 100lb. nickel plated, side mounted full extension, ball bearing removable slides
- Drawer Box Sides and Back: 1/2" board
- Drawer Bottom: 1/4" board
- Drawer construction: 3- piece construction; dowel and mechanical fasteners
- Drawer Pulls: ADA Compliant pulls available
- Edge Banding Thickness: 1/16"

### Back Construction

- 1/4" Solid board
- 3/4" Back panel for bedside cabinets with casters

### Jointing System

- Dowel and mechanical fasteners

### Venting

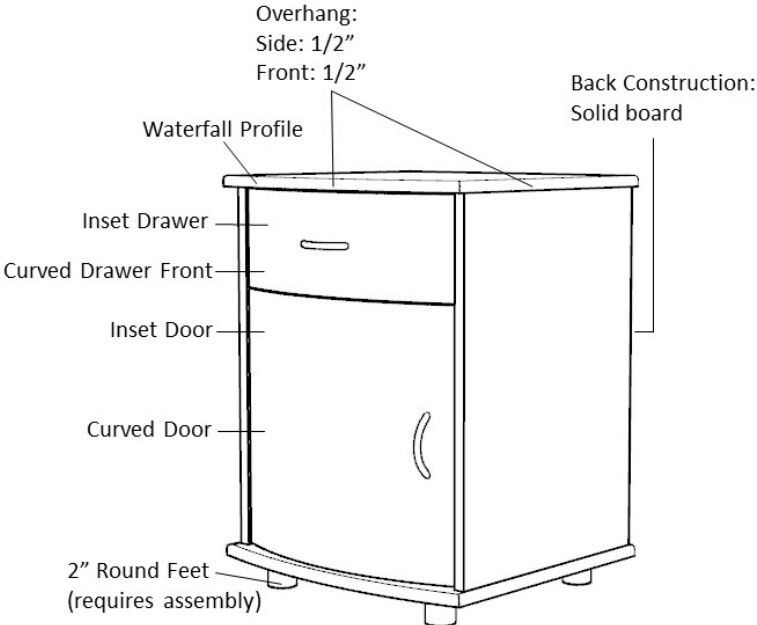
- Venting on back of bedside cabinet with one drawer, one door
- Venting on back of bedside cabinet with three drawers and casters

### Glides

- Standard Option for most products: 2" height feet with nylon knock-in glide

### Casters Available

- 3" twin-wheel locking casters on front, 3" twin-wheel non-locking casters on rear for the following units: - CABS30HCCT - CABS30HCFT - CABS11HCFTL - CABS11HCFTR - CABS11HCCTL - CABS11HCCTR




### Product Dimensions and Specs

Overall 34.75W 25D 70.5H

Wt. 258 lbs

## Product Statement of Line Images



Camelot Double Wardrobe, 2  
Drawers, 2 Doors  
Model: CAWR22  
34.75W 25D 70.5H

## Product Features



Durable Finish

Kwalu's proprietary finish doesn't have any of the drawbacks of wood. The finish is moisture impervious, easy to clean and maintenance-free.



Wall Mount Hardware

The kit and instructions for wall mounting are included with this product. The wall mount instructions provided must be followed carefully for a secure, durable, and long-lasting solution to ensure the safety of the unit and the user.



Curved Front

The graceful curved front is a signature Camelot feature.



Door Hinges

165° self-closing, inset hinges provide a smooth motion when opening and closing the doors.



Drawers

Are constructed with both dowel and mechanical fasteners for additional strength. Ball bearing removable slides are fully extendable.



Clothes Rod

Standard clothing rod may be attached at ADA height of 48" from the floor.



Other Wardrobe Styles

Camelot wardrobes included a number of Single and Double styles.

## Product Finishes

### Casegood Finish



Wood Ash  
(Fusion)



Midnight Oak  
(Fusion)



Natural  
Mahogany  
(Fusion)




Espresso  
(Fusion)



African  
Mahogany  
(Fusion)

### Cylinder Leg Finish



Premium Black  
(Classic)




Premium Pure  
Copper (Classic)



Premium Soft  
Gold (Classic)



Premium  
Platinum (Classic)



Blackwood  
(Classic)

## Product Environmental Certifications

