

## Kwalu Features

### Kwalu Fusion

- Kwalu's proprietary polymer material
- Non-coated
- Routed edge seam

### Moisture Impervious

- Our Kwalu material is smooth, non-porous, and liquid impervious

### Proprietary Maintenance-Free Finish

- Chemical, impact, ink, and scratch resistant
- 100% free of short-lived catalytic lacquers, polyurethane varnishes and delicate wood veneers
- Look of wood's enduring beauty, without undertaking its costly setbacks

### Easy to Clean

- Withstands rigorous cleaning regime
- 100% bleach cleanable
- Provide long term cleanability
- Survives All EPA's Cleaning-Disinfectant Agents
- Survives Clorox's Healthcare Portfolio of Cleaning-Disinfectant Products

### 24/7 10-Year Performance Warranty on Kwalu-made Panels

- Kwalu's warranty is to term, not pro-rated
- Guaranteeing both the furniture construction and Kwalu finish
- For full details of warranty offered, including any bought-out items, please refer to the Terms and Conditions of Sale <https://www.kwalu.com/sales-terms-conditions/>

### Eco-friendly

- LEED credits available for "Material + Resources" and "Indoor Environmental Air Quality"
- Made in North America
- CARB Compliant

## Camelot Collection Features

### Tops

- Edge Type: Waterfall profile
- Edge Banding Thickness: 3/8"
- Top Overhang: - Sides: 1/2" - Front: 1/2" - Back: 1/16"
- Optional 1" thick solid surface top

### Doors

- Door Style: Inset
- Door Hinge: 165° self-closing Euro hinge
- Edge Banding thickness: 1/16"

### Drawers

- Drawer Style: Inset
- Drawer Slide: 100lb. nickel plated, side mounted full extension, ball bearing removable slides
- Drawer Box Sides and Back: 1/2" board
- Drawer Bottom: 1/4" board
- Drawer construction: 3- piece construction; dowel and mechanical fasteners
- Drawer Pulls: ADA Compliant pulls available
- Edge Banding Thickness: 1/16"

### Back Construction

- 1/4" Solid board
- 3/4" Back panel for bedside cabinets with casters

### Jointing System

- Dowel and mechanical fasteners

### Venting

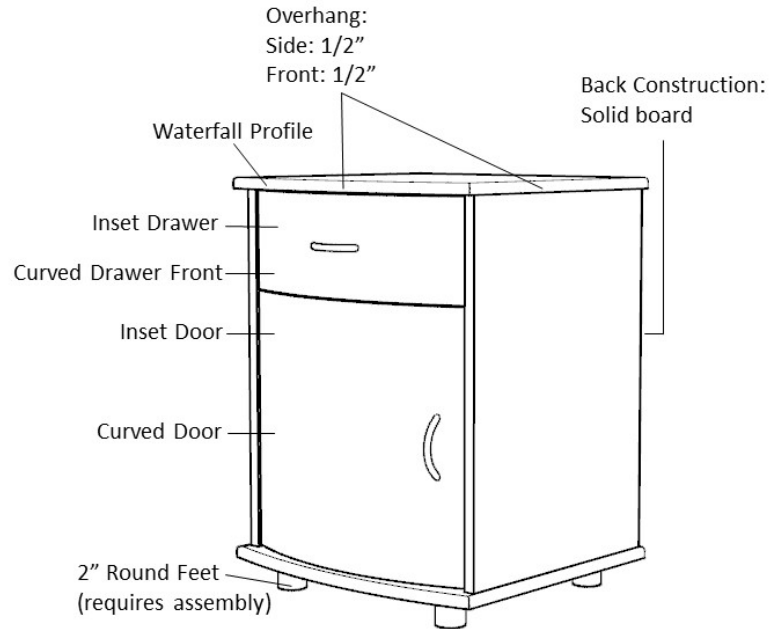
- Venting on back of bedside cabinet with one drawer, one door
- Venting on back of bedside cabinet with three drawers and casters

### Glides

- Standard Option for most products: 2" height feet with nylon knock-in glide

### Casters Available

- 3" twin-wheel locking casters on front, 3" twin-wheel non-locking casters on rear for the following units: - CABS30HCCT - CABS30HCFT - CABS11HCFTL - CABS11HCFTR - CABS11HCCTL - CABS11HCCTR



## Product Dimensions and Specs

Overall 22W 21D 29H

Wt. 100 lbs

## Product Statement of Line Images



Camelot Bedside Cabinet, 3  
Drawers  
Model: CABS30  
22W 21D 29H

## Product Features



Durable Finish

Kwalu's proprietary finish doesn't have any of the drawbacks of wood. The finish is moisture impervious, easy to clean and maintenance-free.



Wall Mount Hardware

The kit and instructions for wall mounting are included with this product. The wall mount instructions provided must be followed carefully for a secure, durable, and long-lasting solution to ensure the safety of the unit and the user.



Curved Front

The graceful curved front is a signature Camelot feature.




Waterfall Edging on Top

Waterfall edging creates continuous smooth surface for easy cleaning.



Drawers

Are constructed with both dowel and mechanical fasteners for additional strength. Ball bearing removable slides are fully extendable.



Optional Top Drawer Lock

A top drawer lock is available and is optional.



Other Bedside Styles

Camelot bedside styles include a 1 drawer, 1 door version and a 3 drawer version.

## Product Finishes

### Casegood Finish



Wood Ash  
(Fusion)



Midnight Oak  
(Fusion)



Natural  
Mahogany  
(Fusion)




Espresso  
(Fusion)



African  
Mahogany  
(Fusion)

### Cylinder Leg Finish



Premium Black  
(Classic)




Premium Pure  
Copper (Classic)



Premium Soft  
Gold (Classic)



Premium  
Platinum (Classic)



Blackwood  
(Classic)

## Product Environmental Certifications

