

### Product Dimensions and Specs

Overall 72W 18D 32H


Wt. 333 lbs

Product Features



Durable Finish

Kwalu's proprietary finish doesn't have any of the drawbacks of wood. The finish is moisture impervious, easy to clean and maintenance-free.



Adjustable Shelf

Unit includes adjustable enclosed shelves.




Door Hinges

100° self-closing, kitchen-grade Blum® Euro Hinges provide a smooth motion.



Drawers

Are constructed with both dowel and mechanical fasteners for additional strength. Ball bearing removable slides are fully extendable.



Optional Widths

Choose from 3 optional widths – 48", 60" or 72".




Optional Door Designs

Choose from 3 overlay designs on doors and side detail – Spotlight, Arch, or Diamond.




Optional Toe Design

Choose between Valance or Arch toe detail.



Optional Kwalu Top

Available with a 3/4" top made of Kwalu's proprietary material.



Optional without Drawers

Available with or without drawers.

## Product Finishes

### Casegood Finish



Wood Ash  
(Fusion)



Midnight Oak  
(Fusion)



Natural  
Mahogany  
(Fusion)




Espresso  
(Fusion)



African  
Mahogany  
(Fusion)

### Top finish



Premium Black  
(Classic)




Premium Pure  
Copper (Classic)



Premium Soft  
Gold (Classic)



Premium  
Platinum (Classic)



Blackwood  
(Classic)

## Product Environmental Certifications

