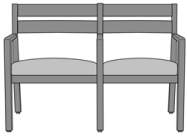


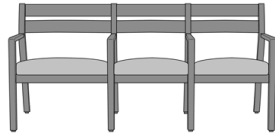
Product Dimensions and Specs

Overall	67W 24.5D 33.75H
Seat	20W 19D 19H
Arm	25H
Wt.	85.5 lbs
Wt. Capacity	1050 lbs

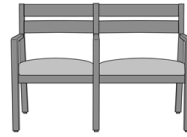
Product Statement of Line Images



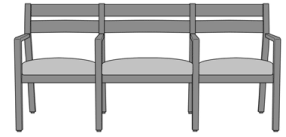
Caterina Multiple Slat Back
Model: CEMT1BG
55.75W 24.5D 33.75H
25AH



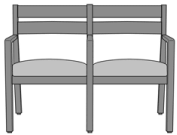
Caterina Multiple Slat Back
Model: CEMT1BGG
77.5W 24.5D 33.75H
25AH



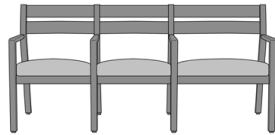
Caterina Multiple Slat Back
Model: CEMT1GB
55.75W 24.5D 33.75H
25AH



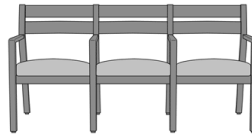
Caterina Multiple Slat Back
Model: CEMT1GBG
77.5W 24.5D 33.75H
25AH



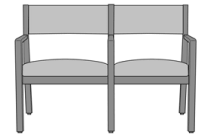
Caterina Multiple Slat Back
Model: CEMT1GG
45.25W 24.5D 33.75H
25AH



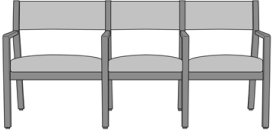
Caterina Multiple Slat Back
Model: CEMT1GGB
77.5W 24.5D 33.75H
25AH



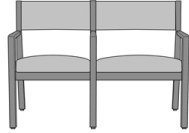
Caterina Multiple Slat Back
Model: CEMT1GGG
67W 24.5D 33.75H
25AH



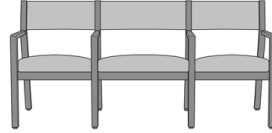
Tandem Bariatric, 2-Seater
Gang – 35”H (Bariatric-Guest)
Model: CEMT2BG
55.75W 24.5D 33.75H
25AH



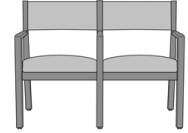
Tandem Bariatric, 3-Seater
Gang – 35”H (Bariatric-
Guest-Guest)
Model: CTEMT2BGG
77.5W 24.5D 33.75H
25AH



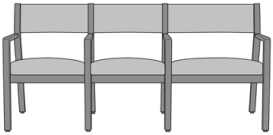
Tandem Bariatric, 2-Seater
Gang – 35”H (Guest-
Bariatric)
Model: CTEMT2GB
55.75W 24.5D 33.75H
25AH



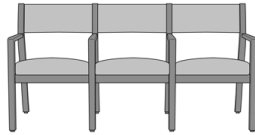
Tandem Bariatric, 3-Seater
Gang – 35”H (Guest-
Bariatric-Guest)
Model: CTEMT2GBG
77.5W 24.5D 33.75H
25AH



Tandem, 2-Seater Gang –
35”H
Model: CTEMT2GG
45.25W 24.5D 33.75H
25AH



Tandem Bariatric, 3-Seater
Gang – 35”H (Guest-Guest-
Bariatric)
Model: CTEMT2GGB
77.5W 24.5D 33.75H
25AH



Tandem, 3-Seater Gang –
35”H
Model: CTEMT2GGG
67W 24.5D 33.75H
25AH

Product Features



Durable Finish

Kwalu's solid surface (1/8" thick) proprietary finish doesn't have any of the drawbacks of wood. The frames are moisture impervious, graffiti-resistant, easy to clean and maintenance-free.



Steel Reinforced

Our patented steel-reinforced joint system uses over 20 pieces of steel in most Kwalu chairs. Stop ongoing and costly furniture replacement.



Wallsaver

Wallsaver back legs help keep walls in pristine condition.



Number of Seats

Each Caterina Multiple is made up of either 2 or 3 seats; combining guest and bariatric sizes.



Optional Back Style

Choose from 2 optional back styles – Slat Back or Upholstered Back.



Seat Cushion is Field Replaceable

The seat cushion can be replaced in the field.



Optional Linking Tables

Optional Center and Corner Linking tables are available to provide stationary space between the chairs and fit your space.



10 Year Warranty

We offer a 10 Year Performance Warranty on both construction and finish, so the product is guaranteed to stay looking like new for 10 years.

Product Foam

Foam is compliant with CAL 117 and AB 2998

Product Glides

Metal Stem Screw in Glide with Black Nylon

Product Finishes

Frame Finish



Premium Black
(Classic)

Premium Pure
Copper (Classic)

Premium Soft
Gold (Classic)

Premium
Platinum (Classic)

Blackwood
(Classic)