

## Kwalu Features

### Kwalu Fusion

- Kwalu's proprietary polymer material
- Non-coated
- Routed edge seam

### Moisture Impervious

- Our Kwalu material is smooth, non-porous, and liquid impervious

### Proprietary Maintenance-Free Finish

- Chemical, impact, ink, and scratch resistant
- 100% free of short-lived catalytic lacquers, polyurethane varnishes and delicate wood veneers
- Look of wood's enduring beauty, without undertaking its costly setbacks

### Easy to Clean

- Withstands rigorous cleaning regime
- 100% bleach cleanable
- Provide long term cleanability
- Survives All EPA's Cleaning-Disinfectant Agents
- Survives Clorox's Healthcare Portfolio of Cleaning-Disinfectant Products

### 24/7 10-Year Performance Warranty on Kwalu-made Panels

- Kwalu's warranty is to term, not pro-rated
- Guaranteeing both the furniture construction and Kwalu finish
- For full details of warranty offered, including any bought-out items, please refer to the Terms and Conditions of Sale <https://www.kwalu.com/sales-terms-conditions/>

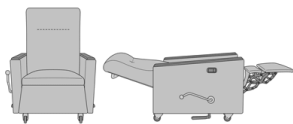
### Eco-friendly

- LEED credits available for "Material + Resources" and "Indoor Environmental Air Quality"
- Made in North America
- CARB Compliant

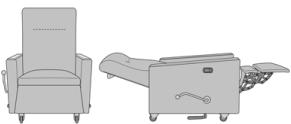
## Product Dimensions and Specs

Overall	37.5W 38D 45H
Seat	24W 20D 19.5H
Arm	25.5H
Wt.	128 lbs
Wt. Capacity	500 lbs

Product Statement of Line Images



Carrara Bariatric Recliner, 500  
lb. Weight Capacity  
Model: CRBB5  
37.5W 38D 45H  
25.5AH 71Ext. Depth



Carrara Bariatric Recliner, 500  
lb. Weight Capacity, with Solid  
Surface Arm Caps  
Model: CRBS5  
37.5W 38D 45H  
25.75AH 71Ext. Depth

Product Features



Nightingale Award

Kwalu’s GetWell Patient Room was awarded a Nightingale Innovation Award for Surfacing Material.



Durable Finish

Kwalu’s proprietary finish doesn’t have any of the drawbacks of wood. The finish is moisture impervious, easy to clean and maintenance-free.



Weight Capacity

Carrara Bariatric Recliners are rated to 500 lbs weight capacity.



Concealed Cleanout

Concealed cleanout eliminates a debris build-up behind the seat cushion.



Trendelenburg Recliner

The bariatric recliner fully extends to a depth of 71 inches. To activate the Trendelenburg feature, press down on the black pedal after the recliner is fully extended.



Smooth Reclining

Independent footrest and back recline.



Back Positions

Back capable of multiple locking positions from upright to fully extended.



Optional Corian®/Hanex®/Krion® Arm Caps

Formed and fitted solid surface arm caps are available and optional.

Product Foam


Foam is compliant with CAL 117 and AB 2998

## Product Finishes


### Arm Finish




Wood Ash  
(Fusion)




Midnight Oak  
(Fusion)



Espresso  
(Fusion)



Natural  
Mahogany  
(Fusion)



African  
Mahogany  
(Fusion)

## Product Environmental Certifications

