

Kwalu Features

Kwalu Classic Solid Surface Legs

- Kwalu's proprietary outer shell is a technologically advanced, robust solid surface polymer material (1/8" thick)
- Non-coated
- Offers a warm, pleasant, wood-like temperature to the touch

Kwalu Fusion Arm Caps (if selected)

- Kwalu's proprietary polymer material
- Non-coated
- Routed edge seam

Moisture Impervious

- Our Kwalu material is smooth, non-porous, and liquid impervious

Proprietary Maintenance-Free Finish

- Chemical, impact, ink, and scratch resistant
- 100% free of short-lived catalytic lacquers, polyurethane varnishes, delicate wood veneers, and de-laminating HPL's
- Look of wood's enduring beauty, without undertaking its costly setbacks

Easy to Clean

- Withstands rigorous cleaning regime
- 100% bleach cleanable
- Provide long term cleanability
- Survives All EPA's Cleaning-Disinfectant Agents
- Survives Clorox's Healthcare Portfolio of Cleaning-Disinfectant Products

24/7 10-Year Performance Warranty on Kwalu-made Frames / Panels

- Kwalu's warranty is to term, not pro-rated
- Guaranteeing both the furniture construction and Kwalu finish
- For full details of warranty offered, including any bought-out items, please refer to the Terms and Conditions of Sale <https://www.kwalu.com/sales-terms-conditions/>

Eco-friendly

- LEED credits available for "Material + Resources" and "Indoor Environmental Air Quality"
- Made in North America
- 99% recycled inner-steel framing and long-lasting polymers
- CARB Compliant

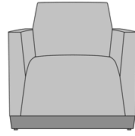
Product Dimensions and Specs

Overall	34W 30D 34H
Seat	24W 21D 18.5H
Arm	26H
Wt.	69 lbs
Wt. Capacity	350 lbs

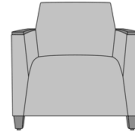
Product Statement of Line Images



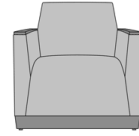
Carrara Lounge Chair, without
Arm Caps
Model: CRL1A5
34W 30D 34H
26AH



Carrara Lounge Chair, without
Arm Caps, Plinth Base
Model: CRL1A6
34W 30D 34H
26AH



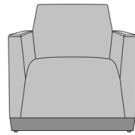
Carrara Lounge Chair, with
Arm Caps
Model: CRL1B5
34W 30D 34H
26AH



Carrara Lounge Chair, with
Arm Caps, Plinth Base
Model: CRL1B6
34W 30D 34H
26AH



Carrara Lounge Chair, with
Solid Surface Arm Caps,
Tapered Legs
Model: CRL1C5
34W 30D 34H
25.75AH



Carrara Lounge Chair, with
Solid Surface Arm Caps, Plinth
Base
Model: CRL1C6
34W 30D 34H
25.75AH

Product Features



Durable Finish

Kwalu's proprietary finish doesn't have any of the drawbacks of wood. The finish is moisture impervious, easy to clean and maintenance-free.



Visible Cleanout

Cleanout prevents buildup of debris and provides for easy maintenance.



Number of Seats

Choose from 3 seat styles – lounge chair, love seat, and sofa.



Optional Upholstered Arms

The chair is available with upholstered arms and this feature is optional.



Optional Corian®/Hanex®/Krion® Arm Caps

Formed and fitted solid surface arm caps are available and optional.



Optional Plinth Base

Plinth base is available and is optional.

Product Foam

Foam is compliant with CAL 117 and AB 2998

Product Glides


Clear Plastic Butyl Screw in Glide

Product Finishes


Arm Finish



Wood Ash
(Fusion)



Midnight Oak
(Fusion)



Espresso
(Fusion)




Natural
Mahogany
(Fusion)



African
Mahogany
(Fusion)

Leg Finish



Premium Black
(Classic)



Premium Pure
Copper (Classic)



Premium Soft
Gold (Classic)



Premium
Platinum (Classic)



Blackwood
(Classic)

Product Environmental Certifications

