

## Kwalu Features

### Kwalu Classic Solid Surface Legs

- Kwalu's proprietary outer shell is a technologically advanced, robust solid surface polymer material (1/8" thick)
- Non-coated
- Offers a warm, pleasant, wood-like temperature to the touch

### Kwalu Fusion Arm Caps (if selected)

- Kwalu's proprietary polymer material
- Non-coated
- Routed edge seam

### Moisture Impervious

- Our Kwalu material is smooth, non-porous, and liquid impervious

### Proprietary Maintenance-Free Finish

- Chemical, impact, ink, and scratch resistant
- 100% free of short-lived catalytic lacquers, polyurethane varnishes, delicate wood veneers, and de-laminating HPL's
- Look of wood's enduring beauty, without undertaking its costly setbacks

### Easy to Clean

- Withstands rigorous cleaning regime
- 100% bleach cleanable
- Provide long term cleanability
- Survives All EPA's Cleaning-Disinfectant Agents
- Survives Clorox's Healthcare Portfolio of Cleaning-Disinfectant Products

### 24/7 10-Year Performance Warranty on Kwalu-made Frames / Panels

- Kwalu's warranty is to term, not pro-rated
- Guaranteeing both the furniture construction and Kwalu finish
- For full details of warranty offered, including any bought-out items, please refer to the Terms and Conditions of Sale <https://www.kwalu.com/sales-terms-conditions/>


### Eco-friendly

- LEED credits available for "Material + Resources" and "Indoor Environmental Air Quality"
- Made in North America
- 99% recycled inner-steel framing and long-lasting polymers
- CARB Compliant

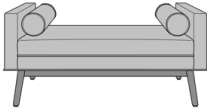
### Product Dimensions and Specs

Overall	60W 20D 25.5H
Seat	41W 20D 19.5H
Arm	25.5H
Wt.	61 lbs
Wt. Capacity	500 lbs

Product Statement of Line Images



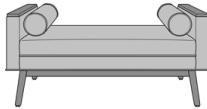
Tindari Bench, Open Back,  
without Arm Caps, without  
Pillows  
Model: TIN110  
60W 20D 25.5H  
25.5AH



Tindari Bench, Open Back,  
without Arm Caps  
Model: TIN111  
60W 20D 25.5H  
25.5AH



Tindari Bench, Open Back,  
with Arm Caps, without Pillows  
Model: TIN120  
60W 20D 25.5H  
25.5AH



Tindari Bench, Open Back,  
with Arm Caps  
Model: TIN121  
60W 20D 25.5H  
25.5AH

## Product Features



Durable Finish



Steel Reinforced

Kwalu's solid surface (1/8" thick) proprietary finish doesn't have any of the drawbacks of wood. The frames are moisture impervious, graffiti-resistant, easy to clean and maintenance-free.

Our patented steel-reinforced joint system uses over 20 pieces of steel in most Kwalu chairs. Stop ongoing and costly furniture replacement.

## Product Foam


Foam is compliant with CAL 117 and AB 2998

## Product Glides

Clear Plastic Butyl Screw in Glide

## Product Finishes

### Base Finished



Premium Black  
(Classic)



Premium Pure  
Copper (Classic)



Premium Soft  
Gold (Classic)



Premium  
Platinum (Classic)




Blackwood  
(Classic)

### Arm Cap Finish



Wood Ash  
(Fusion)



Midnight Oak  
(Fusion)



Espresso  
(Fusion)



Natural  
Mahogany  
(Fusion)



African  
Mahogany  
(Fusion)

## Product Environmental Certifications

