

Kwalu Features

Kwalu Fusion

- Kwalu's proprietary polymer material
- Non-coated
- Routed edge seam

Moisture Impervious

- Our Kwalu material is smooth, non-porous, and liquid impervious

Proprietary Maintenance-Free Finish

- Chemical, impact, ink, and scratch resistant
- 100% free of short-lived catalytic lacquers, polyurethane varnishes and delicate wood veneers
- Look of wood's enduring beauty, without undertaking its costly setbacks

Easy to Clean

- Withstands rigorous cleaning regime
- 100% bleach cleanable
- Provide long term cleanability
- Survives All EPA's Cleaning-Disinfectant Agents
- Survives Clorox's Healthcare Portfolio of Cleaning-Disinfectant Products

24/7 10-Year Performance Warranty on Kwalu-made Panels

- Kwalu's warranty is to term, not pro-rated
- Guaranteeing both the furniture construction and Kwalu finish
- For full details of warranty offered, including any bought-out items, please refer to the Terms and Conditions of Sale <https://www.kwalu.com/sales-terms-conditions/>

Eco-friendly

- LEED credits available for "Material + Resources" and "Indoor Environmental Air Quality"
- Made in North America
- CARB Compliant

Product Dimensions and Specs

Overall 24W 24D 22H

Wt. 91 lbs

Product Statement of Line Images



Oliena End Table – 20"W x 20"D x 22"H, Straight Base
Model: OLITBL12AA1
20W 20D 22H



Oliena End Table – 20"W x 20"D x 22"H, Straight Base, Solid Surface Top
Model: OLITBL12AA2
20W 20D 22H



Oliena End Table – 20"W x 20"D x 22"H, Straight Base, Plinth Legs
Model: OLITBL12AE1
20W 20D 22H



Oliena End Table – 20"W x 20"D x 22"H, Straight Base, Plinth Legs, Solid Surface Top
Model: OLITBL12AE2
20W 20D 22H



Oliena End Table – 20"W x 20"D x 22"H, Tapered Base
Model: OLITBL12BA1
20W 20D 22H



Oliena End Table – 20"W x 20"D x 22"H, Tapered Base, Solid Surface Top
Model: OLITBL12BA2
20W 20D 22H



Oliena End Table – 24"W x 24"D x 22"H, Straight Base
Model: OLITBL22AA1
24W 24D 22H



Oliena End Table – 24"W x 24"D x 22"H, Straight Base, Solid Surface Top
Model: OLITBL22AA2
24W 24D 22H



Oliena End Table – 24"W x 24"D x 22"H, Straight Base, Plinth Legs
Model: OLITBL22AE1
24W 24D 22H



Oliena End Table – 24"W x 24"D x 22"H, Straight Base, Plinth Legs, Solid Surface Top
Model: OLITBL22AE2
24W 24D 22H



Oliena End Table – 24"W x 24"D x 22"H, Tapered Base
Model: OLITBL22BA1
24W 24D 22H



Oliena End Table – 24"W x 24"D x 22"H, Tapered Base, Solid Surface Top
Model: OLITBL22BA2
24W 24D 22H

Product Features



Durable Finish

Kwalu's proprietary finish doesn't have any of the drawbacks of wood. The finish is moisture impervious, easy to clean and maintenance-free.



Corian®/ Hanex®/
Krion® Top

Corian®/ Hanex®/ Krion® tops, .5" waterfall edged, are available only on the end tables of the collection.



Optional Kwalu Top

Available with a top made of Kwalu's proprietary material.

Product Glides


Nylon Knock in Glide 7/8 inch

Product Finishes


Table Finish



Wood Ash
(Fusion)



Midnight Oak
(Fusion)



Espresso
(Fusion)



Natural
Mahogany
(Fusion)



African
Mahogany
(Fusion)

Solid Surface Finish



Premium Black
(Classic)




Premium Pure
Copper (Classic)



Premium Soft
Gold (Classic)



Premium
Platinum (Classic)



Blackwood
(Classic)

Product Environmental Certifications

