

## Kwalu Features

### Kwalu Classic Solid Surface

- Kwalu's proprietary outer shell is a technologically advanced, robust solid surface polymer material (1/8" thick)
- Non-coated
- Offers a warm, pleasant, wood-like temperature to the touch

### Moisture Impervious

- Our Kwalu material is smooth, non-porous, and liquid impervious

### Proprietary Maintenance-Free Finish

- Chemical, impact, ink, and scratch resistant
- Will not chip or crack
- 100% free of short-lived catalytic lacquers, polyurethane varnishes, delicate wood veneers, and de-laminating HPL's
- Repairable with quick strokes of steel wool
- Look of wood's enduring beauty, without undertaking its costly setbacks

### Easy to Clean

- Withstands rigorous cleaning regime
- 100% bleach cleanable
- Chemically resistant, entirely smooth, high-performance solid surface (1/8" thick)
- Provide long term cleanability
- Survives All EPA's Cleaning-Disinfectant Agents
- Survives Clorox's Healthcare Portfolio of Cleaning-Disinfectant Products

### Patented Steel-Reinforced Joint Technology

- Patented inner steel-reinforced joint system holds frame together
- Eliminates costly and injury-prone construction failures
- No dowels or screws used to hold frame together

### 24/7 10-Year Performance Warranty on Kwalu-made Frames

- Kwalu's warranty is to term, not pro-rated
- Guaranteeing both the furniture construction and Kwalu finish
- For full details of warranty offered, including any bought-out items, please refer to the Terms and Conditions of Sale <https://www.kwalu.com/sales-terms-conditions/>


### Eco-friendly

- LEED credits available for "Material + Resources" and "Indoor Environmental Air Quality"
- Made in North America
- 99% recycled inner-steel framing and long-lasting polymers
- CARB Compliant


## Product Dimensions and Specs

Overall	34W 27D 43H
Seat	30W 19D 19H
Arm	26H
Wt.	51 lbs
Wt. Capacity	500 lbs

## Product Statement of Line Images



Valdina Wallsaver Bariatric  
Chair, Fixed Tall Back, 500 lb.  
Weight Capacity – 34”W  
Model: VLDFIXB34P  
34W 27D 43H  
26AH



Valdina Wallsaver Bariatric  
Chair, Fixed Tall Back, 500 lb.  
Weight Capacity – 34”W, Uph  
Arm Panels  
Model: VLDFIXB34PUP  
34W 27D 43H  
26AH

## Product Features



Nightingale Award

Kwalu's GetWell Patient Room was awarded a Nightingale Innovation Award for Surfacing Material.



Durable Finish

Kwalu's solid surface (1/8" thick) proprietary finish doesn't have any of the drawbacks of wood. The frames are moisture impervious, graffiti-resistant, easy to clean and maintenance-free.



Wallsaver

Wallsaver back legs help keep walls in pristine condition.



Weight Capacity

Valdina bariatric chairs are rated to 500 lbs weight capacity.



Steel Reinforced

Our patented steel-reinforced joint system uses over 20 pieces of steel in most Kwalu chairs. Stop ongoing and costly furniture replacement.



Visible Cleanout

Cleanout is incorporated behind the seat cushion to prevent buildup of debris while providing a clean look.



Seat Cushion is Field Replaceable

The seat cushion can be replaced in the field.



Optional Closed Arm Panels

Available with or without upholstered arm panels.

## Product Foam


Foam is compliant with CAL 117 and AB 2998

## Product Glides


Metal Stem Screw in Glide with Black Nylon

## Product Finishes

### Frame Finish



Premium Black  
(Classic)



Premium Pure  
Copper (Classic)



Premium Soft  
Gold (Classic)



Premium  
Platinum (Classic)



Blackwood  
(Classic)

## Product Environmental Certifications

