

Kwalu Features

Kwalu Classic Solid Surface

- Kwalu's proprietary outer shell is a technologically advanced, robust solid surface polymer material (1/8" thick)
- Non-coated
- Offers a warm, pleasant, wood-like temperature to the touch

Moisture Impervious

- Our Kwalu material is smooth, non-porous, and liquid impervious

Proprietary Maintenance-Free Finish

- Chemical, impact, ink, and scratch resistant
- Will not chip or crack
- 100% free of short-lived catalytic lacquers, polyurethane varnishes, delicate wood veneers, and de-laminating HPL's
- Repairable with quick strokes of steel wool
- Look of wood's enduring beauty, without undertaking its costly setbacks

Easy to Clean

- Withstands rigorous cleaning regime
- 100% bleach cleanable
- Chemically resistant, entirely smooth, high-performance solid surface (1/8" thick)
- Provide long term cleanability
- Survives All EPA's Cleaning-Disinfectant Agents
- Survives Clorox's Healthcare Portfolio of Cleaning-Disinfectant Products

Patented Steel-Reinforced Joint Technology

- Patented inner steel-reinforced joint system holds frame together
- Eliminates costly and injury-prone construction failures
- No dowels or screws used to hold frame together

24/7 10-Year Performance Warranty on Kwalu-made Frames

- Kwalu's warranty is to term, not pro-rated
- Guaranteeing both the furniture construction and Kwalu finish
- For full details of warranty offered, including any bought-out items, please refer to the Terms and Conditions of Sale <https://www.kwalu.com/sales-terms-conditions/>

Eco-friendly


- LEED credits available for "Material + Resources" and "Indoor Environmental Air Quality"
- Made in North America
- 99% recycled inner-steel framing and long-lasting polymers
- CARB Compliant




Product Dimensions and Specs

Overall	34W 27D 35H
Seat	30W 19D 19H
Arm	26H
Wt.	47.5 lbs
Wt. Capacity	500 lbs

Product Statement of Line Images



Valdina Wallsaver Bariatric
Chair, Fixed Short Back, 500
lb. Weight Capacity – 34”W
Model: VLDFIXB34G
34W 27D 35H
26AH



Valdina Wallsaver Bariatric
Chair, Fixed Short Back, 500
lb. Weight Capacity – 34”W,
Uph Arm Panels
Model: VLDFIXB34GUP
34W 27D 35H
26AH

Product Features



Nightingale Award

Kwalu's GetWell Patient Room was awarded a Nightingale Innovation Award for Surfacing Material.



Durable Finish

Kwalu's solid surface (1/8" thick) proprietary finish doesn't have any of the drawbacks of wood. The frames are moisture impervious, graffiti-resistant, easy to clean and maintenance-free.



Wallsaver

Wallsaver back legs help keep walls in pristine condition.



Steel Reinforced

Our patented steel-reinforced joint system uses over 20 pieces of steel in most Kwalu chairs. Stop ongoing and costly furniture replacement.



Weight Capacity

Valdina bariatric chairs are rated to 500 lbs weight capacity.



Visible Cleanout

Cleanout is incorporated behind the seat cushion to prevent buildup of debris while providing a clean look.



Seat Cushion is Field Replaceable

The seat cushion can be replaced in the field.



Optional Closed Arm Panels

Available with or without upholstered arm panels.



Optional Linking Tables

Optional Center and Corner Linking tables are available to provide stationary space between the chairs and fit your space.

Product Foam


Foam is compliant with CAL 117 and AB 2998

Product Glides

Metal Stem Screw in Glide with Black Nylon

Product Finishes

Frame Finish



Premium Black
(Classic)



Premium Pure
Copper (Classic)



Premium Soft
Gold (Classic)



Premium
Platinum (Classic)



Blackwood
(Classic)

Product Environmental Certifications

