

## Kwalu Features

### **Kwalu Classic Solid Surface**

- Kwalu's proprietary outer shell is a technologically advanced, robust solid surface polymer material (1/8" thick)
- Non-coated
- Offers a warm, pleasant, wood-like temperature to the touch

### **Moisture Impervious**

- Our Kwalu material is smooth, non-porous, and liquid impervious

### **Proprietary Maintenance-Free Finish**

- Chemical, impact, ink, and scratch resistant
- Will not chip or crack
- 100% free of short-lived catalytic lacquers, polyurethane varnishes, delicate wood veneers, and de-laminating HPL's
- Repairable with quick strokes of steel wool
- Look of wood's enduring beauty, without undertaking its costly setbacks

### **Easy to Clean**

- Withstands rigorous cleaning regime
- 100% bleach cleanable
- Chemically resistant, entirely smooth, high-performance solid surface (1/8" thick)
- Provide long term cleanability
- Survives All EPA's Cleaning-Disinfectant Agents
- Survives Clorox's Healthcare Portfolio of Cleaning-Disinfectant Products

### **Patented Steel-Reinforced Joint Technology**

- Patented inner steel-reinforced joint system holds frame together
- Eliminates costly and injury-prone construction failures
- No dowels or screws used to hold frame together

### **24/7 10-Year Performance Warranty on Kwalu-made Frames**

- Kwalu's warranty is to term, not pro-rated
- Guaranteeing both the furniture construction and Kwalu finish
- For full details of warranty offered, including any bought-out items, please refer to the Terms and Conditions of Sale <https://www.kwalu.com/sales-terms-conditions/>

### **Eco-friendly**

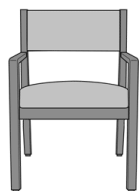
- LEED credits available for "Material + Resources" and "Indoor Environmental Air Quality"
- Made in North America
- 99% recycled inner-steel framing and long-lasting polymers
- CARB Compliant



### Product Dimensions and Specs

Overall	23.5W 22.5D 33.75H
Seat	20W 19D 19H
Arm	25H
Wt.	28 lbs
Wt. Capacity	350 lbs

## Product Statement of Line Images



Caterina Dining Chair,  
Upholstered Back  
Model: CTED21  
23.5W 22.5D 33.75H  
25AH

## Product Features



Durable Finish

Kwalu's solid surface (1/8" thick) proprietary finish doesn't have any of the drawbacks of wood. The frames are moisture impervious, graffiti-resistant, easy to clean and maintenance-free.



Steel Reinforced

Our patented steel-reinforced joint system uses over 20 pieces of steel in most Kwalu chairs. Stop ongoing and costly furniture replacement.



Seat Cushion is Field Replaceable

The seat cushion can be replaced in the field.



Optional Back Style

Choose from 2 optional back styles – Slat Back or Upholstered Back.



10 Year Warranty

We offer a 10 Year Performance Warranty on both construction and finish, so the product is guaranteed to stay looking like new for 10 years.



Easy to Clean

Clorox Healthcare and Kwalu are partnering to promote cleaner surfaces. Kwalu chairs have no topical coatings, so sanitizing solutions commonly used in healthcare environments can be used – including 100% bleach – without degrading the finish.

## Product Foam


Foam is compliant with CAL 117 and AB 2998

## Product Glides


Metal Knock in Glide with Teflon Cap

## Product Finishes

### Frame Finish



Premium Black  
(Classic)



Premium Pure  
Copper (Classic)



Premium Soft  
Gold (Classic)



Premium  
Platinum (Classic)



Blackwood  
(Classic)

## Product Environmental Certifications

