

Kwalu Features

Kwalu Classic Solid Surface Legs

- Kwalu's proprietary outer shell is a technologically advanced, robust solid surface polymer material (1/8" thick)
- Non-coated
- Offers a warm, pleasant, wood-like temperature to the touch

Corian / Hanex / Krion Arm Caps (if selected)

- Non-coated
- Routed edge detail

Moisture Impervious

- Our Kwalu material is smooth, non-porous, and liquid impervious

Proprietary Maintenance-Free Finish

- Chemical, impact, ink, and scratch resistant
- 100% free of short-lived catalytic lacquers, polyurethane varnishes, delicate wood veneers, and de-laminating HPL's
- Look of wood's enduring beauty, without undertaking its costly setbacks

Easy to Clean

- Withstands rigorous cleaning regime
- 100% bleach cleanable
- Provide long term cleanability
- Survives All EPA's Cleaning-Disinfectant Agents
- Survives Clorox's Healthcare Portfolio of Cleaning-Disinfectant Products

Patented Steel-Reinforced Joint Technology

- Patented inner steel-reinforced joint system holds frame together
- Eliminates costly and injury-prone construction failures
- No dowels or screws used to hold frame together

24/7 10-Year Performance Warranty on Kwalu-made Frames

- Kwalu's warranty is to term, not pro-rated
- Guaranteeing both the furniture construction and Kwalu finish
- For full details of warranty offered, including any bought-out items, please refer to the Terms and Conditions of Sale <https://www.kwalu.com/sales-terms-conditions/>

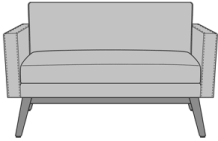
Eco-friendly

- LEED credits available for "Material + Resources" and "Indoor Environmental Air Quality"
- Made in North America
- 99% recycled inner-steel framing and long-lasting polymers
- CARB Compliant

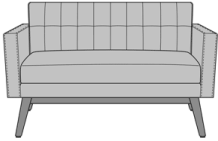
Product Dimensions and Specs

Overall	49W 31.5D 32H
Seat	41W 20D 19.5H
Arm	26H
Wt.	86 lbs
Wt. Capacity	525 lbs

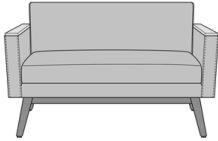
Product Statement of Line Images



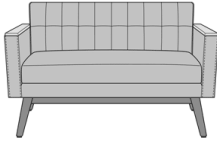
Potenza Love Seat, without
Solid Surface Arm Caps,
without Quilted Stitching
Model: PNZ2A01
49W 31.5D 32H
26AH



Potenza Love Seat, without
Solid Surface Arm Caps, with
Quilted Stitching
Model: PNZ2A11
49W 31.5D 32H
26AH



Potenza Love Seat, with Solid
Surface Arm Caps, without
Quilted Stitching
Model: PNZ2B01
49W 31.5D 32H
26AH



Potenza Love Seat, with Solid
Surface Arm Caps, with
Quilted Stitching
Model: PNZ2B11
49W 31.5D 32H
26AH

Product Features



Durable Finish

Kwalu's solid surface (1/8" thick) proprietary finish doesn't have any of the drawbacks of wood. The frames are moisture impervious, graffiti-resistant, easy to clean and maintenance-free.




Steel Reinforced

Our patented steel-reinforced joint system uses over 20 pieces of steel in most Kwalu chairs. Stop ongoing and costly furniture replacement.



Concealed Cleanout

Concealed cleanout eliminates a debris build-up behind the seat cushion.



Optional without Back Stitching Detail

Available with or without optional quilted stitching detail on the back.



Optional Corian®/Hanex®/Krion® Arm Caps

Formed and fitted solid surface arm caps are available and optional.



Number of Seats

Choose from 3 seat styles – lounge chair, love seat, and sofa

Product Foam

Foam is compliant with CAL 117 and AB 2998

Product Glides

Clear Plastic Butyl Screw in Glide

Product Finishes

Base Finish



Premium Black
(Classic)

Premium Pure
Copper (Classic)

Premium Soft
Gold (Classic)

Premium
Platinum (Classic)

Blackwood
(Classic)

Product Environmental Certifications

