

Kwalu Features

Kwalu Classic Solid Surface

- Kwalu's proprietary outer shell is a technologically advanced, robust solid surface polymer material (1/8" thick)
- Non-coated
- Offers a warm, pleasant, wood-like temperature to the touch

Moisture Impervious

- Our Kwalu material is smooth, non-porous, and liquid impervious

Proprietary Maintenance-Free Finish

- Chemical, impact, ink, and scratch resistant
- Will not chip or crack
- 100% free of short-lived catalytic lacquers, polyurethane varnishes, delicate wood veneers, and de-laminating HPL's
- Repairable with quick strokes of steel wool
- Look of wood's enduring beauty, without undertaking its costly setbacks

Easy to Clean

- Withstands rigorous cleaning regime
- 100% bleach cleanable
- Chemically resistant, entirely smooth, high-performance solid surface (1/8" thick)
- Provide long term cleanability
- Survives All EPA's Cleaning-Disinfectant Agents
- Survives Clorox's Healthcare Portfolio of Cleaning-Disinfectant Products

Patented Steel-Reinforced Joint Technology

- Patented inner steel-reinforced joint system holds frame together
- Eliminates costly and injury-prone construction failures
- No dowels or screws used to hold frame together

24/7 10-Year Performance Warranty on Kwalu-made Frames

- Kwalu's warranty is to term, not pro-rated
- Guaranteeing both the furniture construction and Kwalu finish
- For full details of warranty offered, including any bought-out items, please refer to the Terms and Conditions of Sale <https://www.kwalu.com/sales-terms-conditions/>


Eco-friendly

- LEED credits available for "Material + Resources" and "Indoor Environmental Air Quality"
- Made in North America
- 99% recycled inner-steel framing and long-lasting polymers
- CARB Compliant


Product Dimensions and Specs

Overall	27.5W 29.25D 32.5H
Seat	23W 19D 18.5H
Arm	26H
Wt.	50 lbs
Wt. Capacity	350 lbs

Product Statement of Line Images




Modena Lounge – Open Arm
Model: MDALN11
27.5W 29.25D 32.5H
26AH



Modena Lounge – Closed
Arm
Model: MDALN11UP
27.5W 29.25D 32.5H
26AH

Product Features



Best of NeoCon Gold

Kwalu's Modena Lounge Collection wins gold in prestigious Best of NeoCon Awards competition.



Faceted-Edged Frame Detailing

The outside face of the chair frame showcases faceted-edge detailing reminiscent of hand-crafted wood workmanship.



Durable Finish

Kwalu's solid surface (1/8" thick) proprietary finish doesn't have any of the drawbacks of wood. The frames are moisture impervious, graffiti-resistant, easy to clean and maintenance-free.



Steel Reinforced

Our patented steel-reinforced joint system uses over 20 pieces of steel in most Kwalu chairs. Stop ongoing and costly furniture replacement.



Visible Cleanout

Cleanout is incorporated behind the seat cushion to prevent buildup of debris while providing a clean look.



Number of Seats

Choose from 3 seat styles – lounge chair, love seat and sofa.



Optional Closed Arm Panels

Available with or without upholstered arm panels.

Product Foam

Foam is compliant with CAL 117 and AB 2998

Product Glides

Nylon Knock in Glide 1 1/8 inch

Product Finishes

Frame Finish



Premium Black (Classic) Premium Pure Copper (Classic) Premium Soft Gold (Classic) Premium Platinum (Classic) Blackwood (Classic)

Product Environmental Certifications

