













## Product Dimensions and Specs

Overall	80W 35D 33H
Seat	72W 21.5D 19H
Arm	23H
Wt.	268 lbs
Wt. Capacity	750 lbs

## Product Features

 <p>Nightingale Award</p> <p>Kwalu's GetWell Patient Room was awarded a Nightingale Innovation Award for Surfacing Material.</p>	<p> Fold Down Cushion</p> <p>Back cushion, backed by a black waterproof fabric barrier, folds down to transform sofa into one of five sleeping surfaces – 66", 69", 72", 75" or 78". With the cushion folded down, the sleep surface is 29.25D and 22H.</p>	<p> Corian®/ Hanex®/ Krion® Top</p> <p>The integrated Solid Surface Middle Table provides a suitable surface for a wide range of activities.</p>	<p> Available in Multiple Widths</p> <p>Available in any of these standard widths – 74", 77", 80", 83", and 86". Middle Table width remains the same for all Sleep Surface Sizes.</p>	<p> Durable Finish</p> <p>Kwalu's proprietary finish doesn't have any of the drawbacks of wood. The finish is moisture impervious, easy to clean and maintenance-free.</p>	 <p>Back Cushion and Seat Cushion are Field Replaceable</p> <p>Field Replaceable Back Cushion with a zipper. Seat Cushion is also field replaceable (but where drawers exist, they must be removed before seat cushion is replaced).</p>
 <p>Optional Power Module</p> <p>Power Plug and USB ports available in black or white finish on front of left arm only.</p>	<p> Optional Drawers</p> <p>Optional Double Front Drawers are available.</p>	<p> Front Panel Options</p> <p>You can choose between a Kwalu Fusion Panel or Upholstered Panel.</p>	<p> Base Style Options</p> <p>You can choose between a Plinth Base or Individual Legs.</p>	<p> Optional 6 Locking Casters</p> <p>Optional locking casters are available; center casters are required. If selected height of front panels/drawers is shortened.</p>	<p> Optional Corian®/Hanex®/Krion® Arm Caps</p> <p>Formed and fitted solid surface arm caps are available and optional. If this option is selected, the Middle Table will have the same finish as the solid surface arm caps.</p>

## Product Foam

Foam is compliant with CAL 117 and AB 2998

## Product Glides


Metal Stem Screw in Glide with Black Nylon

## Product Finishes


### Arm Caps



Wood Ash  
(Fusion)



Midnight Oak  
(Fusion)



Espresso  
(Fusion)



Natural  
Mahogany  
(Fusion)



African  
Mahogany  
(Fusion)

### Solid Surface



Premium Black  
(Classic)




Premium Pure  
Copper (Classic)



Premium Soft  
Gold (Classic)



Premium  
Platinum (Classic)



Blackwood  
(Classic)

## Product Environmental Certifications

